




Dearborn Public Library

Apple iOS Wireless Printing Instructions

SETUP

1. Visit <https://smartalec.smartalecprint.com/SmartAlec?ID=DearbornMI> and set up your SmartALEC account.
2. Download the [SmartALEC @ your library] application from the App Store
3. Open the SmartALEC application and sign in.








PRINTING

If you are printing from email follow steps **4 - 7**.

If you are printing from an application (such as Pages or Google Docs) or an image follow steps **8-13**.


If you are printing an attachment to an email follow steps **14-18**.


4. Locate the email that you want to print and click on 
 5. Select SmartALEC from the available choices. If you do not see SmartALEC, click on the  and add it to the list of available applications.
 6. Click Send
 7. Your document is ready to be printed at any Dearborn Library print Kiosk.
-

8. open the application that you want to print and select 
9. Select the print icon from the lower set of available choices. If you do not see SmartALEC click on the  and add it to the list of available applications.
10. Pinch and zoom in on the print preview and select 

11. Select the SmartALEC icon from the upper set of available choices.
 12. Click send
 13. Your document is ready to be printed at any Dearborn Library print Kiosk.
-

14. Open the email with the attachment

15. Select the attachment and click on 

16. Select SmartALEC from the upper set of available choices. If you do not see SmartALEC click on the  and add it to the list of available applications.

17. Click send

18. Your document is ready to be printed at any Dearborn Library print Kiosk.

OPTIONS

Once you have printed your document to SmartALEC, you may open the application to find additional options such as:

- Preview your items sent to the printer
- Delete any documents you have in your print queue

Please keep in mind that documents sent to the SmartALEC printer will be available to be printed from any Dearborn Library printer kiosk for 7 days.